

16 CFM @ 175 PSI - 8 GALLON AIR COMPRESSOR, GENERATOR WITH HONDA GX390 ENGINE


MODEL: AC138HEB2

COMMERCIAL


SERIES

FEATURES

- **Commercial grade Honda engine** with excellent weight to power ratio that is designed to be used all day, everyday.
- **Electric start system** with battery included.
- **Belt drive** system keeps the pump RPM low and running cooler to extend its performance and life span.
- **Heavy-duty, two-stage splash lubricated pump** with cast iron cylinders, accessible valves, and bearings on both end of the crank shaft to maximize longevity.
- **Pilot unloader valve** is an USA Conrader set to cut in at 140 PSI and cut out at 175 PSI.
- **Generator** is powered by the Honda engine and can be used at the same time as the compressor.
- **Twin 4-gallon tanks** are powder coated for added durability and each one has a ball valve tank drain port. Pre-drilled holes in the stabilizing brackets for mounting it into a truck or trailer.
- **Removable saddle** so the user is able to separate the engine/pump from the tank for specialized set ups.



GENERATOR OUTLETS



120V 20A

ENGINE

MODEL: HONDA GX390
TYPE: AIR COOLED, 4-STROKE OHV
DISPLACEMENT: 389CC
FUEL TYPE: 86 OCTANE, UP TO 10% ETHANOL
OIL TYPE: SAE 10W30

FRAME

TANK SIZE: 8 GALLONS
MATERIAL: POWDER COATED STEEL
TANK DRAIN: TWIST VALVE
WHEELS: 12" FLAT FREE

GENERATOR SPECS

MAX WATTS: 4,000
RUNNING WATTS: 3,500
VOLTAGE: 120


PUMP SPECS

TYPE: RECIPROCATING
PART NUMBER: 42.005.018
MAX PSI: 175
STAGE: TWO
OIL TYPE: 30W NON-DETERGENT
DUTY CYCLE: 80%
RPM: 975
AIR FILTER: 1" NPT PORT SIZE
PART NUMBER: 42.005.052

BOXED SIZE

LxWxH: 50" x 32" x 48"
WEIGHT: 550 LBS

UNIT SIZE



UNIT WEIGHT: 490 LBS

WARRANTY

ENGINE: 3 YEARS
PUMP: 2 YEARS
UPC: 777897292602

05-2021